

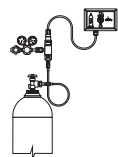
Manifold Selection Chart

STATIONS

Stations are used in low flow applications. They are smaller than Cabinet-Style or Open-Style manifolds and less complex to make as they require only small parts. In general, Stations are the most economical manifold option available.

SINGLE REGULATOR

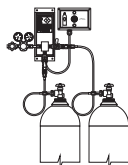
Single regulator equipment is used when interruption of gas supply is not a critical issue



PSB3000 Series
Protocol Stations

MANUAL SWITCHOVER

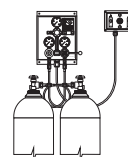
The switchover process is done by opening/closing/ turning valves manually (gas flow interruption may occur)



MCS3000 Series
Manual Changeover Stations

AUTOMATIC SWITCHOVER

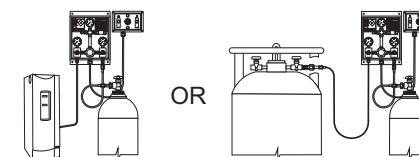
Switches over from an "In Use" side to the "Stand-By" side by regulator pressure differential



PDC3000 Series & PDC350 Series
Pressure Differential Changeover Stations

BACK-UP SWITCHOVER

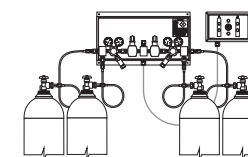
Gas will always flow from the low pressure side as long as its pressure is higher than the "Back-Up" regulator set point



BUS3500 Series
Automatic Changeover Back-Up Stations

FULLY AUTOMATIC SWITCHOVER

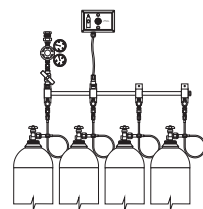
The switchover process is controlled electronically. LEDs are indicating the status of the system in real time



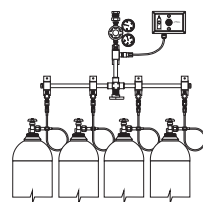
FGS3000 Series
Fully Automatic Changeover Stations

OPEN-STYLE MANIFOLDS


Open-Style manifolds allow the operator to freely adjust the pressure settings and to perform the proper sequence of valve closing and opening. This requires the operator to be available and knowledgeable enough to work with such equipment.



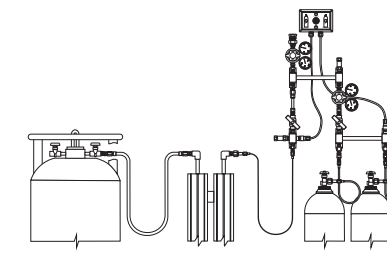
SIM3000
Simplex Manifolds



SCM3000 Series
Simplex Center, Manually Operated, Switchover Manifolds



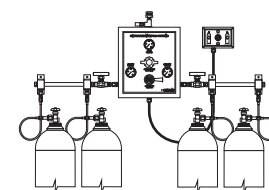
OSA3000 Series
Open-Style, Operator-Adjusted, Switchover Manifolds



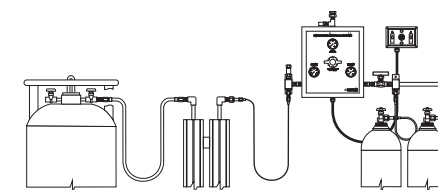
OBM3500 Series
Open-Style, Operator-Adjusted, Back-Up Manifolds

CABINET-STYLE MANIFOLDS

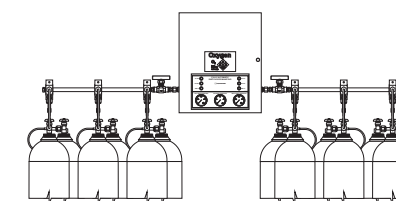
The cabinet greatly restricts the access to preset regulators and electronic/electric devices. But, the switchover process is controlled automatically, hence making the manifold easier to operate. Their level of complexity and the quantity of parts required to fabricate them, make the Cabinet-Style manifold the most expensive option among other comparably functioning Open-Style manifolds.



PDSM3000 & PDSM500 Series
Cabinet-Style, Pressure Differential Switchover Manifolds



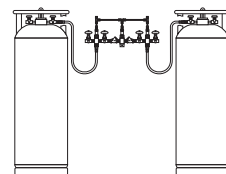
PDSM3500 Series
Cabinet-Style, Automatic Switchover Back-Up Manifolds



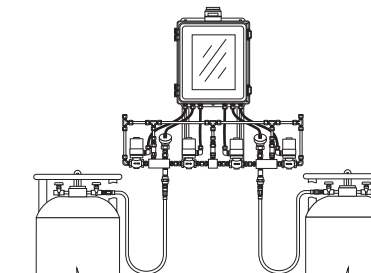
AFAM3000 Series
Fully Automatic Switchover Manifolds

CRYOGENIC MANIFOLDS

Cryogenic manifolds withdraw cryogenic fluid and deliver cryogenic fluid. Open-Style manifolds, Cabinet-Style manifolds and Stations are all withdrawing gas and delivering gas. With a properly sized vaporizer and regulator installed downstream of a cryogenic manifold, you can achieve flows (in gaseous state) that other types of manifolds cannot achieve. Also, liquid cylinders contain significantly more molecules than high pressure gas cylinders, thus requiring less floor space.



OLM500 Series
Open-Style, Manually Operated, Liquid Withdraw/Dispense Manifolds



CFAM500 Series
Cryogenic Fully Automatic Switchover Manifolds